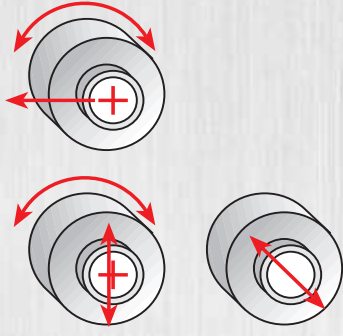
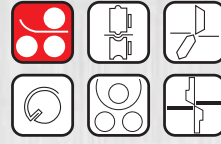


MODEL
MRM-H



CE



 **isitan**

Model MRM-H Motor Tahrik Sistemi
Model MRM-H Power Driven System



Standart Dijital Kumanda Panosu
Standard Control Panel With Digital Readouts

YENİ NEW
MODEL MODEL

Hidrolik Üst Top Açma Kafası
Hydraulic Dripend



MRM - H 3050-175

HİDROLİK ASİMETRİK 3 TOPLU SİLİNDİR MAKİNALARI HYDRAULIC ASSYMETRICAL 3 ROLLS PLATE BENDING MACHINES



» Bu hidrolik modelimiz genellikle hafif ve orta işlerde kullanılmak üzere imal edilmiştir. Özellikle 10 mm kalınlığa kadar malzemelerin kıvrılması işlerinde kullanılır. Alüminyum malzemelerde, havalandırma boruları yapımında, reklam panolarında, makina kaporta ve sac aksami yapımında ve daha pek çok benzeri işlerde kullanılır.

TEKNİK ÖZELLİKLER VE STANDART DONANIM

- » Çelik konstrüksiyon ana gövdeler
- » Hidrolik üst açma kafası
- » Hareketli kumanda paneli
- » Motorla tahrik edilen merkezi toplar
- » Hidrolik aşağı yukarı hareketli arka top ve alt top
- » Frenli Ana Motor ile hassas kıvrım
- » Konik Kıvrıma ve ön kıvrıma sistemi
- » Üst Top Dayama Sistemi
- » Planet Redüktör ile alt ve üst top tahrik edilmiştir
- » Sacın hareketini kolaylaştıran Arka Top Bilye Sistemi
- » AB güvenlik direktiflerine uygunluk
- » SAE 1050 (CK45) sertifikalı çelikten üretilmiş yüksek mukavemetli dövme çelik toplar
- » Sertleştirilmiş miller
- » Dijital göstergeler (2 adet)
- » Kullanma kılavuzu

ÖZEL DONANIM

- » Büyük çap kıvrımda destek için üst vinç (asansör)
- » Büyük çap kıvrımda destek için hidrolik yan dayamalar
- » Taşlanmış ve parlatılmış toplar



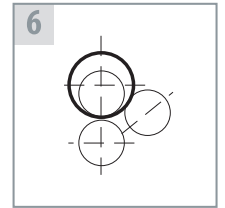
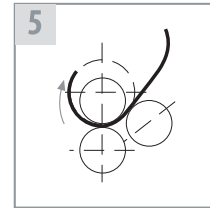
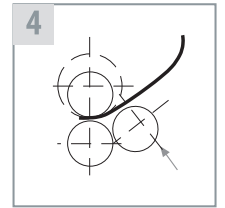
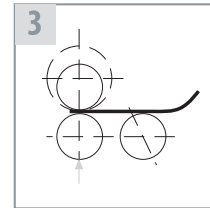
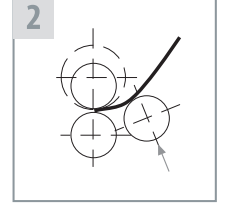
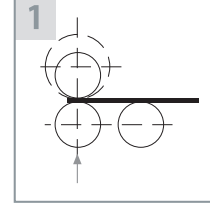
» This hydraulic model is designed for light to medium jobs. It is used in jobs up to 10 mm thickness materials. It is used in Aluminium Bendings, Air Conditioning Channels, Advertising Panels and Machinery Sheet Metal Covers.

TECHNICAL SPECIFICATIONS AND STANDARD ACCESSORIES

- » Steel Welded main Frames
- » Hydraulic Dropend
- » Mobile Control Panel
- » Motor Powered centralised Rolls
- » Hydraulic movement of Back Roll and bottom roll
- » Main motor with Brake System
- » Conical Bending, PreBending available
- » Support System for top roll
- » Planetary Gearbox two rolls driven
- » Back Roll with Ball Bearings for thin sheet Works
- » Built according to EC Safety Directives and has CE Mark
- » SAE 1050 (CK45) certificated forged steel rolls with high tensile strength
- » Hardened rolls
- » 2 pcs. Digital Read-Outs
- » User's manual

OPTIONAL EQUIPMENT

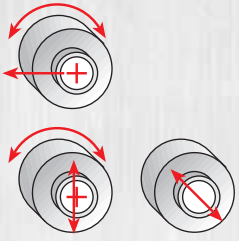
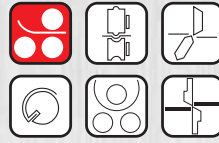
- » Overhead Crane for large diameters
- » Hydraulic Lateral Side Supports for large diameters
- » Ground and polished rolls



MODEL
MRM-H

CE

 **isitan**



HİDROLİK ASİMETRİK 3 TOPLU SİLİNDİR MAKİNALARI

HYDRAULIC ASSYMETRICAL 3 ROLLS PLATE BENDING MACHINES

MRM-H												
MODEL	Kıvrma uzunluğu Usefull length	Ön kıvrma kapasitesi Prebending capacity	Kıvrma kapasitesi Bending capacity	Üst ve Alt top çapları Top and Bottom roll dia	Yan top çapı Lateral roll dia	Min. çap Min. bending dia	Motor gücü Motor power	Bükme hızı Working speed	Uzunluk Length	Genişlik Width	Yükseklik Height	Ağırlık Weight
	mm	mm(x1.5/x5)	mm(x1.5/x5)	mm	mm	mm(x1.5/x5)	kw	m/min. (dk.)	mm	mm	mm	kg
MRM-H 650x80	650	2,5 / 3	3 / 3,5	80	80	120 / 400	1,1+0,75	5	1950	750	960	800
MRM-H 1050x80	1050	1,5 / 2	2 / 2,5	80	80	120 / 400	1,1+0,75	5	2350	750	960	920
MRM-H 1270x80	1270	1 / 1,5	1,5 / 2	80	80	120 / 400	1,1+0,75	5	2570	750	960	950
MRM-H 1270x100	1270	1,5 / 2	2 / 3	100	90	150 / 450	1,1+0,75	6,5	2570	750	960	1150
MRM-H 1270x130	1270	3 / 4	4 / 5	130	130	195 / 650	1,5+0,75	5	3020	950	1110	1750
MRM-H 1270x150	1270	4 / 5	5 / 7	150	130	225 / 750	2,2+1,1	6	3020	950	1110	1875
MRM-H 1270x180	1270	5,5 / 7,5	7,5 / 10	180	150	270 / 900	3,0+1,1	5	3070	1100	1290	2100
MRM-H 1270x200	1270	8 / 10	10 / 12	200	180	300 / 1000	4,0+1,5	6	3070	1100	1290	2200
MRM-H 1550x80	1550	0,5 / 1	1 / 1,5	80	80	120 / 400	1,1+0,75	5	2850	750	960	1100
MRM-H 1550x100	1550	1 / 1,5	1,5 / 2	100	90	150 / 450	1,1+0,75	6,5	2850	750	960	1200
MRM-H 1550x130	1550	2,5 / 3,5	3,5 / 4,5	130	130	195 / 650	1,5+0,75	5	3300	950	1110	1850
MRM-H 1550x150	1550	3,5 / 4,5	4,5 / 6,5	150	130	225 / 750	2,2+1,1	6	3300	950	1110	2000
MRM-H 1550x180	1550	5 / 7	7 / 9	180	150	270 / 900	3,0+1,1	5	3350	1100	1290	2310
MRM-H 1550x200	1550	7 / 9	9 / 11	200	180	300 / 1000	4,0+1,5	6	3350	1100	1290	2450
MRM-H 1550x220	1550	8 / 10	10 / 12	220	180	330 / 1100	5,5+1,5	5	3500	1200	1370	3250
MRM-H 1550x250	1550	10 / 12	12 / 15	250	200	375 / 1250	7,5+1,5	5	3500	1200	1370	3600
MRM-H 2050x130	2050	2 / 3	3 / 4	130	130	195 / 650	1,5+0,75	5	3800	950	1110	2050
MRM-H 2050x150	2050	3 / 4	4 / 6	150	130	225 / 750	2,2+1,1	6	3800	950	1110	2250
MRM-H 2050x180	2050	4 / 6	6 / 8	180	150	270 / 900	3,0+1,1	5	3850	1100	1290	2690
MRM-H 2050x200	2050	6 / 8	8 / 10	200	180	300 / 1000	4,0+1,5	6	3850	1100	1290	2950
MRM-H 2050x220	2050	7 / 9	9 / 11	220	180	330 / 1100	5,5+1,5	5	4000	1200	1370	3750
MRM-H 2050x250	2050	8 / 10	10 / 12	250	200	375 / 1250	7,5+1,5	5	4000	1200	1370	4200
MRM-H 2550x150	2550	2 / 3	3 / 4	150	130	225 / 750	2,2+1,1	6	4300	950	1110	2500
MRM-H 2550x180	2550	3 / 4	4 / 6	180	150	270 / 900	3,0+1,1	5	4350	1100	1290	3070
MRM-H 2550x200	2550	4 / 6	6 / 8	200	180	300 / 1000	4,0+1,5	6	4350	1100	1290	3450
MRM-H 2550x220	2550	5 / 7	7 / 9	220	180	330 / 1100	5,5+1,5	5	4500	1200	1370	4250
MRM-H 2550x250	2550	6 / 8	8 / 10	250	200	375 / 1250	7,5+1,5	5	4500	1200	1370	4800
MRM-H 3100x180	3050	2 / 3	3 / 4	180	150	270 / 900	3,0+1,1	5	4850	1100	1290	3450
MRM-H 3100x200	3050	3 / 4	4 / 6	200	180	300 / 1000	4,0+1,5	6	4850	1100	1290	3950
MRM-H 3100x220	3050	4 / 6	6 / 8	220	180	330 / 1100	5,5+1,5	5	5000	1200	1370	4750
MRM-H 3100x250	3050	5 / 7	7 / 9	250	200	375 / 1250	7,5+1,5	5	5000	1200	1370	5400
MRM-H 4050x250	4050	3/4	4/6	250	200	375/1250	7,5+1,5	5	6000	1200	1370	6600

- Sac kıvrma kapasiteleri 24 kg/mm² sac mukavemetine göre verilmiştir.
- Plate bending capacities are given for 24kg/mm² plate yielding strength.